

# PORTACOOOL®



## APEX SERIES

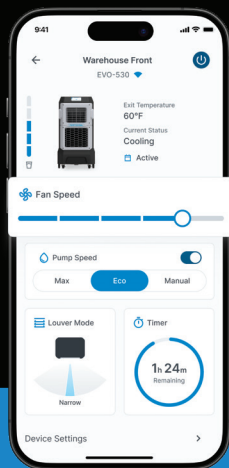
### PEAK COOLING, INTELLIGENT CONTROL

The new Portacool Apex™ series, where technology, innovation and simplicity join to shape the environment and breathe sustainable cooling into every space—be it your home, the workplace, the sports field, or any place where life unfolds.

1. **Smart, Connected Cooling**
2. **Quiet, Efficient, and Far-Reaching**
3. **Rugged, Portable, and Smartly Designed**



Download the Portacool app today.



### POWERED BY COOLSYNC™ TECHNOLOGY.

The ultimate evaporative coolers are here. Connectivity powered by CoolSync™ Technology. Sync your cooler to your smartphone and take total control from anywhere.

- Easily adjust fan speeds
- Control multiple units simultaneously
- Schedule run-times in advance
- Set a timer for the cooling duration

**Lifetime warranty** on all molded housings.

**3yr. \*Limited warranty** on motor and electrical components.



[www.portacool.com](http://www.portacool.com)

# PORTACOOOL®

## POWERFUL & EFFICIENT COOLING:

This chart illustrates the remarkable cooling capabilities of the Apex Series high-velocity evaporative coolers. Designed for spaces ranging from 500 to 6500 square feet, these coolers create a refreshing breeze that extends up to 60 feet.



### APEX 500 AND 700

#### SPOT COOLING

- Space Optimization
- Digital Louver Control



### APEX 1200, 2000, 4000, AND 6500

#### MEDIUM AREA COOLING

- Extended Cooling Reach
- Whisper Quiet Performance

#### LARGE AREA COOLING

- Simplify Your Space
- Efficient Media Absorbance



| MODEL NUMBER                             | PACA05001A1                               | PACA07001A1                             | PACA12001A1                             | PACA20001A1                             | PACA40001A1                             | PACA65001A1                             |
|--|---|---|---|---|---|---|
| <b>OPTIMAL COOLING</b><br>(Sq. Ft.)      | UP TO 500                                 | UP TO 700                               | UP TO 1200                              | UP TO 2000                              | UP TO 4000                              | UP TO 6500                              |
| <b>VELOCITY</b><br>(Mph)                 | 40  | 37                                      | 25                                      | 28                                      | 25                                      | 24                                      |
| <b>AIR FLOW REACH</b><br>(Ft.)           | 55  | 60                                      | 40                                      | 60                                      | 50                                      | 40                                      |
| <b>NOISE</b><br>(dB)                     | 53  | 53                                      | 51                                      | 58                                      | 62                                      | 68                                      |
| <b>WATER RESERVOIR</b><br>(Gallons)      | 13  | 22                                      | 40                                      | 45                                      | 55                                      | 66                                      |
| <b>PRODUCT WEIGHT</b><br>(Without Water) | 70  | 88                                      | 134                                     | 191                                     | 220                                     | 290                                     |
| <b>AIRFLOW</b><br>(CFM'S)                | 800                                       | 1400                                    | 4000                                    | 6700                                    | 13250                                   | 22000                                   |
| <b>AMP'S</b>                             | 2.4                                       | 4.0                                     | 5.0                                     | 8.0                                     | 9.0                                     | 14.7                                    |
| <b>DIMENSIONS</b><br>(In.)               | (HEIGHT) 46<br>(DEPTH) 19.5<br>(WIDTH) 22 | (HEIGHT) 52<br>(DEPTH) 24<br>(WIDTH) 27 | (HEIGHT) 58<br>(DEPTH) 26<br>(WIDTH) 42 | (HEIGHT) 68<br>(DEPTH) 30<br>(WIDTH) 54 | (HEIGHT) 77<br>(DEPTH) 33<br>(WIDTH) 63 | (HEIGHT) 90<br>(DEPTH) 39<br>(WIDTH) 78 |

**Lifetime warranty** on all molded housings.

**3yr. \*Limited warranty** on motor and electrical components.



[www.portacool.com](http://www.portacool.com)

Portacool parts and accessories are available online at portacool.com or through your local distributor or retail location.

PARMKTLT500  
3/04/24